

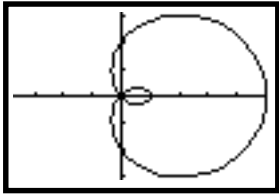
**Polar Graphing Worksheet**

page 1 of 1

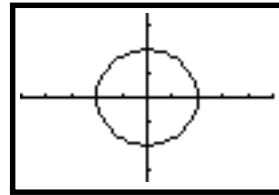
Name \_\_\_\_\_

Given the graphs below, write above the graph the polar equation that corresponds to each one.

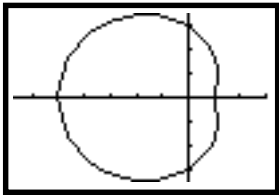
1) \_\_\_\_\_



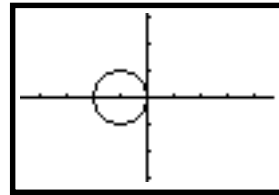
7) \_\_\_\_\_



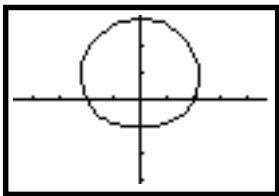
2) \_\_\_\_\_



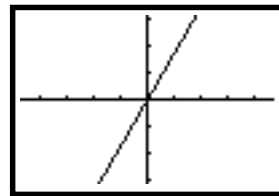
8) \_\_\_\_\_



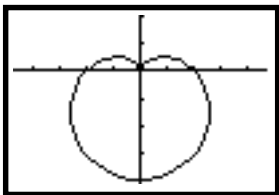
3) \_\_\_\_\_



9) \_\_\_\_\_



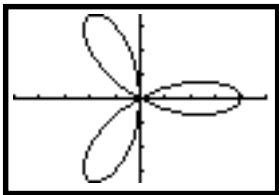
4) \_\_\_\_\_



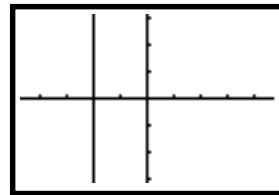
10) \_\_\_\_\_



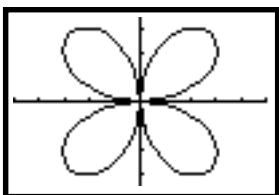
5) \_\_\_\_\_



11) \_\_\_\_\_



6) \_\_\_\_\_



12) \_\_\_\_\_

